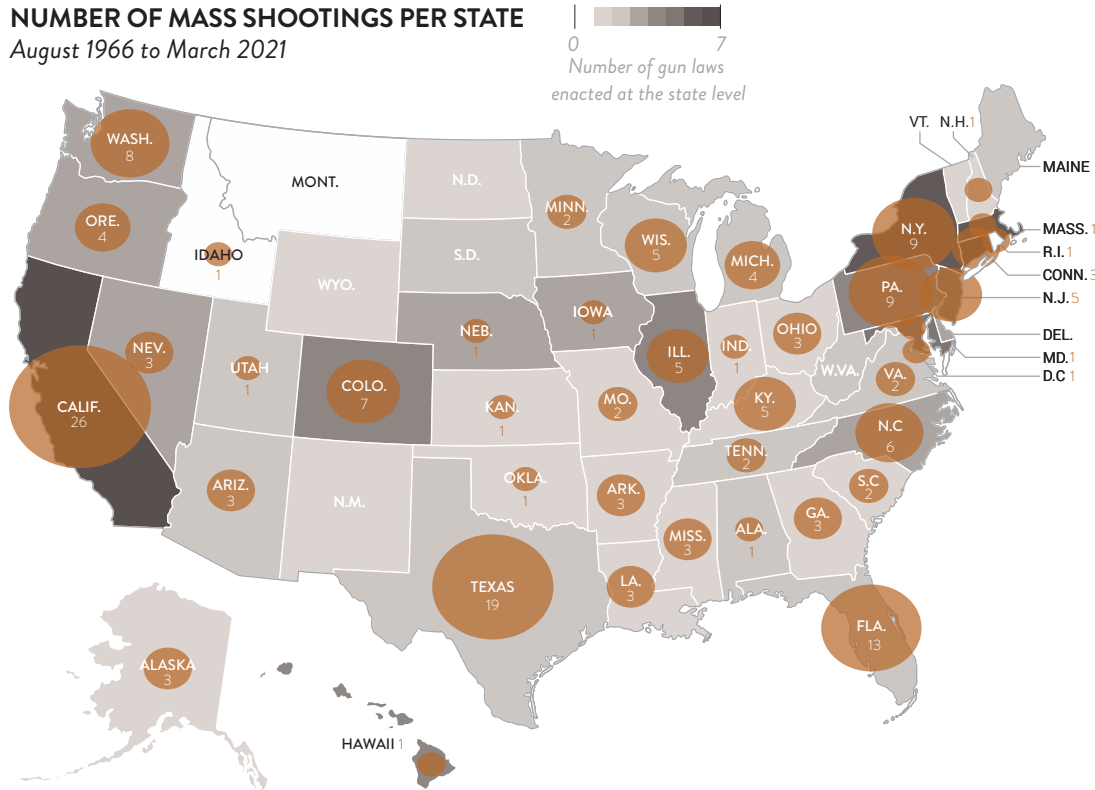


Mass shootings persist in the U.S.

Earlier this month, there were two mass shootings just six days apart in which 18 people were killed. Since 1966, there have been 176 mass shootings across the U.S. Gun laws vary from state to state, but even those with the strictest laws are still in the top 50 percent for mass shooting rates. California has had the most mass shootings at 26, but when adjusted for population Alaska has the highest rate of mass shootings - and it is nearly four times higher than the second highest rate.

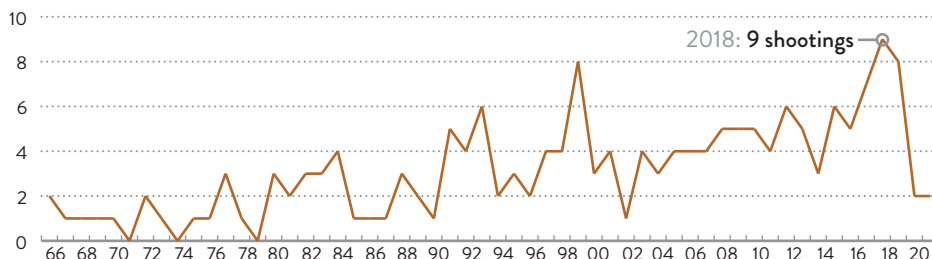
NUMBER OF MASS SHOOTINGS PER STATE

August 1966 to March 2021



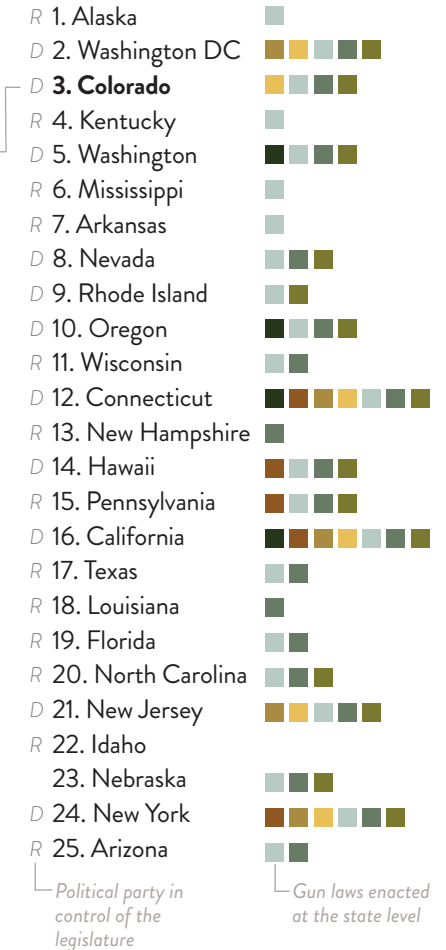
NOTE: The Congressional Research Service defines a mass shooting as "a multiple homicide incident in which four or more victims are murdered with firearms and at least some of the murders occurred in a public location or locations in close geographical proximity, and the murders are not attributable to any other underlying criminal activity or commonplace circumstance."

MASS SHOOTINGS OVER TIME

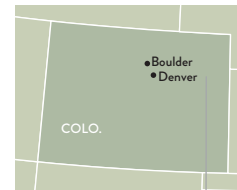
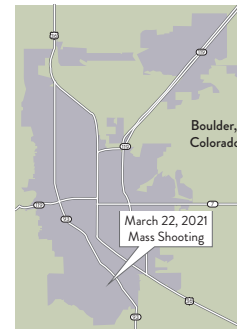


STATES WITH THE HIGHEST RATES OF MASS SHOOTINGS

Based on total shootings since 1966 and states' populations in 2020

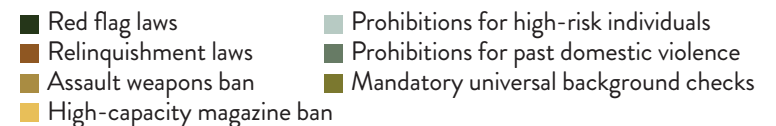


MOST RECENT MASS SHOOTING



The Boulder Shooting was 33 miles from the site of the 1999 Columbine shooting

STATE GUN LAWS



SOURCES: The Violence Project, The Washington Post, U.S. Census, The Denver Post, NCSL
Kate Stewart / J464