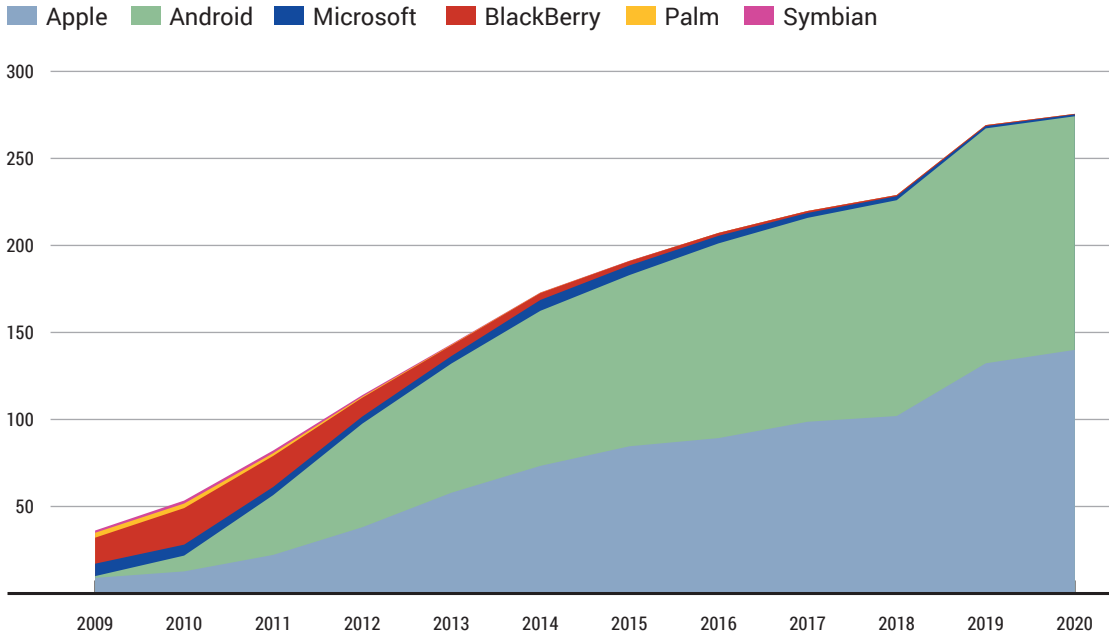


# Apple overtakes Android to lead smartphone market

Lorem ipsum dolor sit amet, consectetur adipiscing elit, sed diam nonummy nibh euismod tincidunt Lorem ipsum dolor sit amet, consectetur adipiscing elit, sed diam nonummy nibh euismod tincidunt Lorem ipsum dolor sit amet, consectetur adipiscing elit, sed diam nonummy nibh euismod tincidunt

## ANNUAL SMARTPHONE MARKET SHARE

By number of smartphones by year



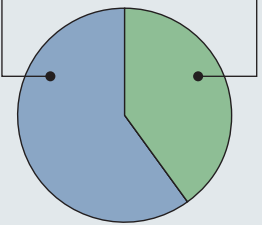
## Apple's way

The Cupertino-based tech giant extended its dominance of the mobile market in August, according to figures released Monday, with almost three-fifths of U.S. smartphones bearing the company's iconic logo — and using its exclusive iOS operating system.

### MOBILE OS

For August, with change from 2019

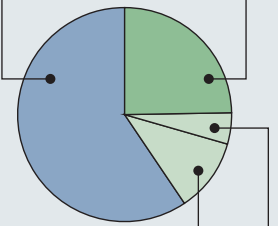
iOS: **59.7%** (up 7.5%)  
Android: **40.1%** (down 9.4%)



### MOBILE VENDORS

For August, with change from 2019

Apple: **59.3%** (up 6.8%)  
Samsung: **24.9%** (up 3.1%)

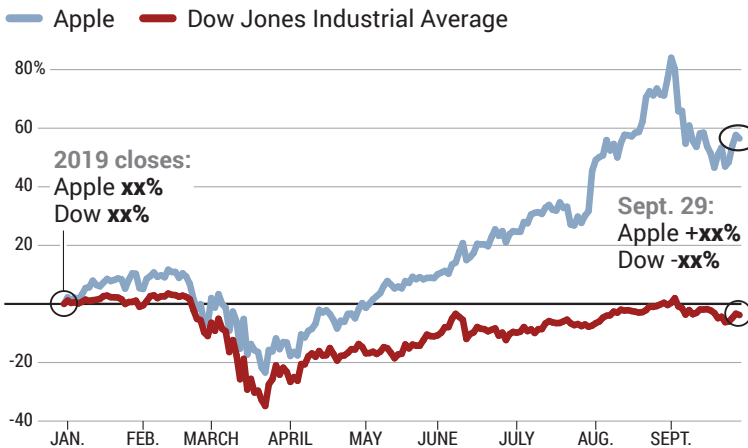


Others: **11.2%** (down 19.5%)  
LG: **4.6%** (down 28.4%)

## Apple outpaces the Dow

Lorem ipsum dolor sit amet, consectetur adipiscing elit, sed diam nonummy nibh euismod tincidunt Lorem ipsum dolor sit amet, consectetur adipiscing elit, sed diam nonummy nibh euismod tincidunt Lorem ipsum dolor sit amet, consectetur adipiscing elit, sed diam nonummy nibh euismod tincidunt

### CHANGE SINCE END OF 2019



SOURCE: Stat Counter J464 / Steve Layton

